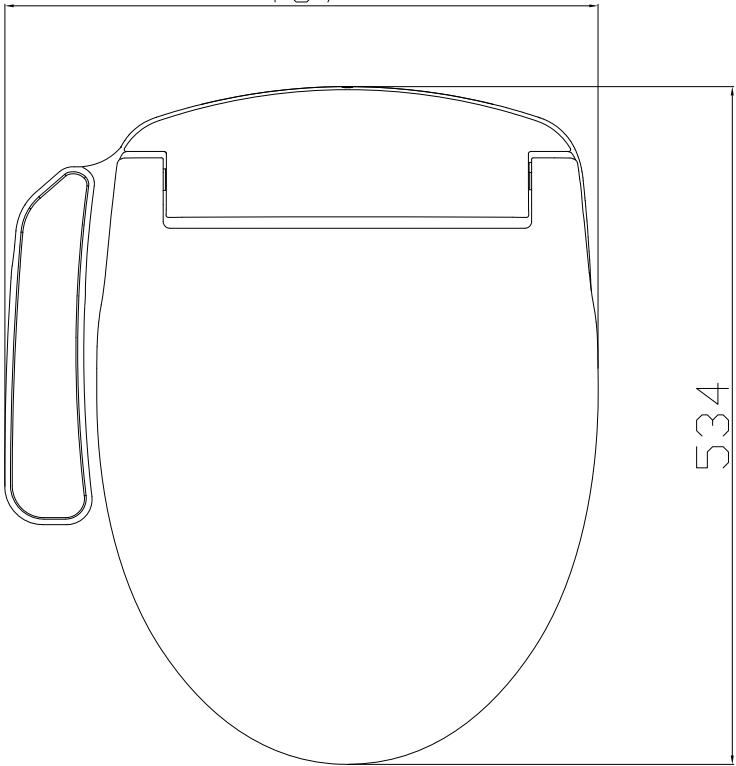


NOTE:REMOVE ALL BURRS AND SHARP EDGES.

Tolerance, Unless Otherwise Stated, Is,				
Above 0.5 to and including 6	6	30	120	±0.1
Excess	6	30	120	±0.2
	30	120	315	±0.3
	120	315	1000	±0.5
	315	1000	2000	±0.8
	1000	2000		±1.2

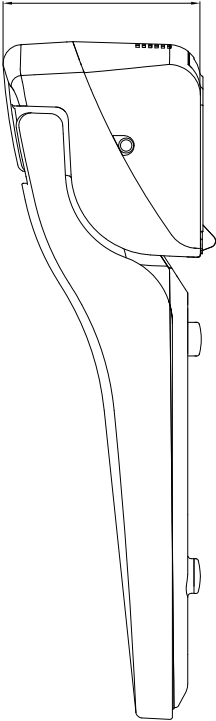
※ 상부설치시 : 130~160

467

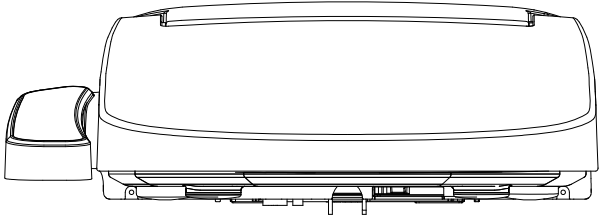


FRONT VIEW

155



SIDE VIEW



TOP VIEW

△			SCALE	TITLE E-BIDET (연속온수비데) 일반설치(상하부)용 비데		
△			NS			
△			APPROVED			
△				REF FAMILY I BIDET		
REV	DATE	CHANGE NOTE				
<i>American Standard</i>			CHECKED BY	DRAWN	DWG NO. KF-8322-01DN/UP	